



Top 10 Tips for Teaching Phonics




Aug 24-16:13


- 1 Identify the key phonemes in the language which you are teaching particularly those which are not in English and those which do but have different letter strings. Select vocabulary to teach in the early stages of the scheme to introduce them.

French

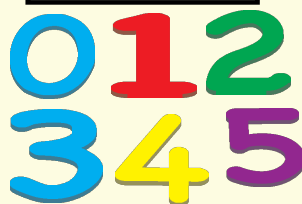
8 Colours



3 animals



6 Numbers



Months of the Year

Days of the Week

lundi mardi mercredi
jeudi vendredi samedi
dimanche

janvier février mars avril mai juin
juillet août septembre octobre
novembre décembre

Aug 24-16:13

10 Colours

Spanish

11 Numbers

Family Members

madre abuela

padre abuelo

niña hermana

niño hermano

Aug 24-16:13

Ensure the systematic teaching of the phonemes and accompanying graphemes by mapping their inclusion.

Key Sounds

Autumn Term

Spring Term

Summer Term

Key Sounds

Autumn Term

Spring Term

Summer Term

Year 3

Year 4

Excel version for French and Spanish
www.cavelanguages.co.uk/french-phonics

Aug 24-16:13

2 Do your learners realise that letters in other languages can make different sounds?

German	French	Welsh	Spanish
jeder projekt	bonjour jaune	ji-binc jocan	julio el reloj
kaiser mai	mai Calais	ailenu braich	el aire bailar
deutsch scheu	bleu neuf	dwed euog	el euro euforia
schneell allein	vanille abeille	llygaid cyllell	el castillo me llamo

Aug 24-16:13

3 Sounds are ephemeral - how do you get your learners to recall and produce them?



Teaching the sound for U in French.



Making comparisons to English sounds is often misleading unless this phoneme exists in both languages.

For example 'it sounds like oo' - is incorrect. This sound does not exist in English.

Providing a reference document with example words in the foreign language with the letter within it requires the learner to learn and recall the sounds in the word accurately.

For example, it is found in this word:



une lune

Aug 24-16:13



Providing an action and an image to accompany the sound and identifying and practising the sound in isolation results in accurate production as well as a method to recall it.



u

Copyright Brilliant Publications

Aug 24-16:13

Examples of images/actions for French sounds
Physical French Phonics

 a à à	 an am en em	 c k q qu	 ch	 e before l consonant e in l syllable words	 e before a consonant e before a vowel è é ei ai a before y + vowel
 é -er -es -ez et (and)	 eu oe oeu	 g gu before a/i/y	 g before a/i/y j	 gn	 i y

Examples of images/actions for Spanish sounds
Physical Spanish Phonics

ch 	b v at the beginning of a word or after a nasal consonant 	d at the beginning of a word, after a nasal consonant or after l 	b v after a vowel or after non-nasal consonants 	d after a vowel or after non-nasal consonants, excluding l
---------------	---	---	--	--

Copyright Brilliant Publications

Aug 24-16:13

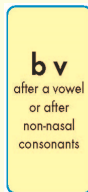
4

Provide explanations as to how to produce the sound.



u

Form your lips as though you are going to whistle then try to say the sound for the letters 'ee' in English.



Purse your lips and gently blow out.

See the descriptions in BBC KS2 Bitesize <https://www.bbc.co.uk/bitesize/subjects/z39d7ty>

Copyright Brilliant Publications

Aug 24-16:13

5

Follow this 7 step process for introducing and practising the sounds and letter strings in new vocabulary.

Language Learning - Phonics
Word to Sentence

ORACY

- Step 1** - Identify and practise the individual sounds in a word
- Step 2** - Practise blending the sounds to create the whole word
- Step 3** - Practise connecting the meaning of the word to the sound of it

LITERACY

- Step 4** - Identify and practise the graphemes for the individual sounds
- Step 5** - Practise reading, saying and writing the word
- Step 6** - Practise connecting the meaning of the word to its written form
- Step 7** - Practise putting words together to say and read a sentence

www.cavelanguages.co.uk/french-phonics

Aug 24-16:13

Teaching 8 colours

Step 1 - practising the individual sounds

1

2

3

4

5

6

7

8

9

10


11


12


Copyright Brilliant Publications


Aug 24-16:13

Step 2 - blending the sounds Step 3 - practise the meaning and sounds

1


2


3


4


b


l















n





v





5


6

7


8









v





l





m














Copyright Brilliant Publications

Aug 24-16:13

6

Step 4 - recognising the graphemes



eu



r / rr



ou



-et

e before 2 consonants



j / ge



g



au



i



a



o

o



an



on

Copyright Brilliant Publications

Aug 24-16:13

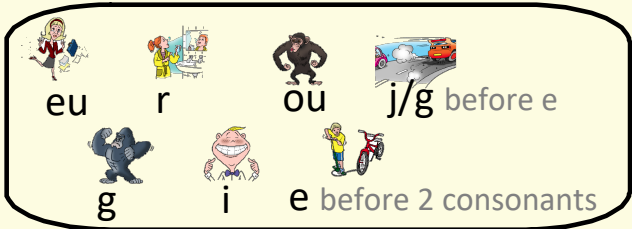
Step 5 - practising the spelling of the word



b l



v



Silent Letters
Most consonants at the end of French words are usually silent.

R2
SILENT LETTERS

c r f l
CaReFuL these letters can be sounded.

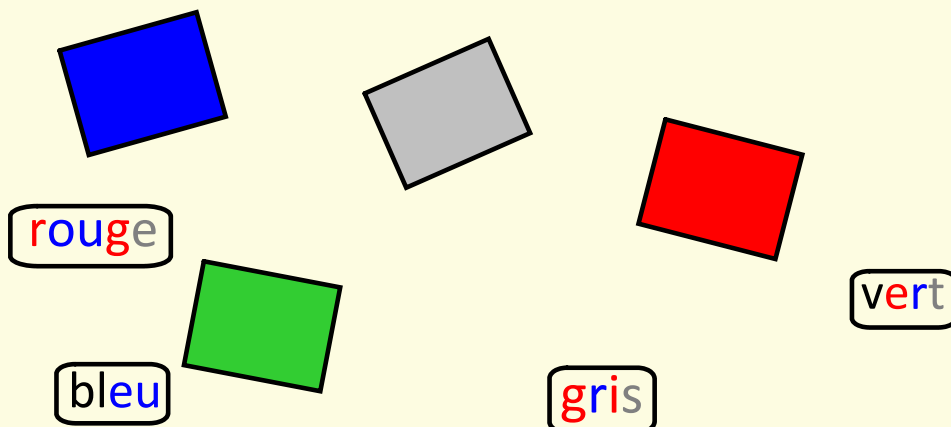
e
The final 'e' is usually silent.

d n s t x z
When followed by a vowel (a, e, i, o, u, y) or silent 'h', these letters can be sounded.

Copyright Brilliant Publications

Aug 24-16:13

Step 6 - practise connecting the meaning, spelling and sound of word



Aug 24-16:13

Step 7 - putting words together

Teaching liaison in French



Copyright Brilliant Publications

Single words


un chat
un éléphant
petit
C'est..
gris

Words in sentences

C'est un petit chat gris.
C'est un petit éléphant gris.

Aug 24-16:13

6 Use songs, stories and rhymes for further reinforcement



Copyright Brilliant Publications

Aug 24-16:13


Trois petits chats

Trois petits chats, trois petits chats
Trois petits chats, chats, chats

Chapeau de paille, chapeau de paille
Chapeau de paille, paille, paille


Paillason, paillason
Paillason, son, son

Somnambule, Somnambule
Somnambule, bule, bule




Aug 24-16:13


Bulletin, Bulletin
Bulletin, tin, tin




Tintamarre, Tintamarre
Tintamarre, marre, marre



Marabout, Marabout
Marabout, bou, bou




Bout de ficelle, bout de ficelle
Bout de ficelle, celle, celle




Aug 24-16:13

7





Provide classroom support.



a
â
à

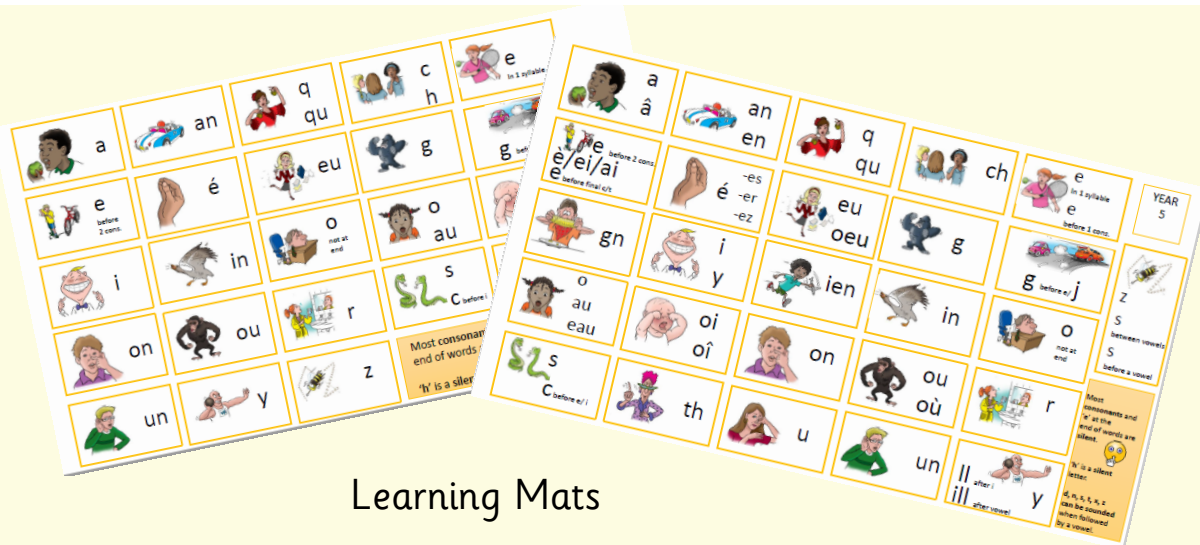


an
am
en
em

 <p>rouge</p>	 <p>bleu</p>
 <p>jaune</p>	 <p>vert</p>

Wall friezes

Aug 24-16:13



Learning Mats

www.cavelanguages.co.uk/schemes-of-work

Aug 24-16:13

8 Provide further practice and reinforcement of individual phonemes through games.









4 in a row

vert	violet
seize	merci
treize	oreille
sept	mais




zéro	carré
les	assez
sauter	nez
frisé	voler

www.cavelanguages.co.uk/schemes-of-work

0			13
	The		
But	16		Quite
7		Thank You	

Aug 24-16:13

Differentiate sounds



A

1. marron

2. onze

3. cinq

4. main

5. sont

B

1. pain

2. long

3. sapin

4. non

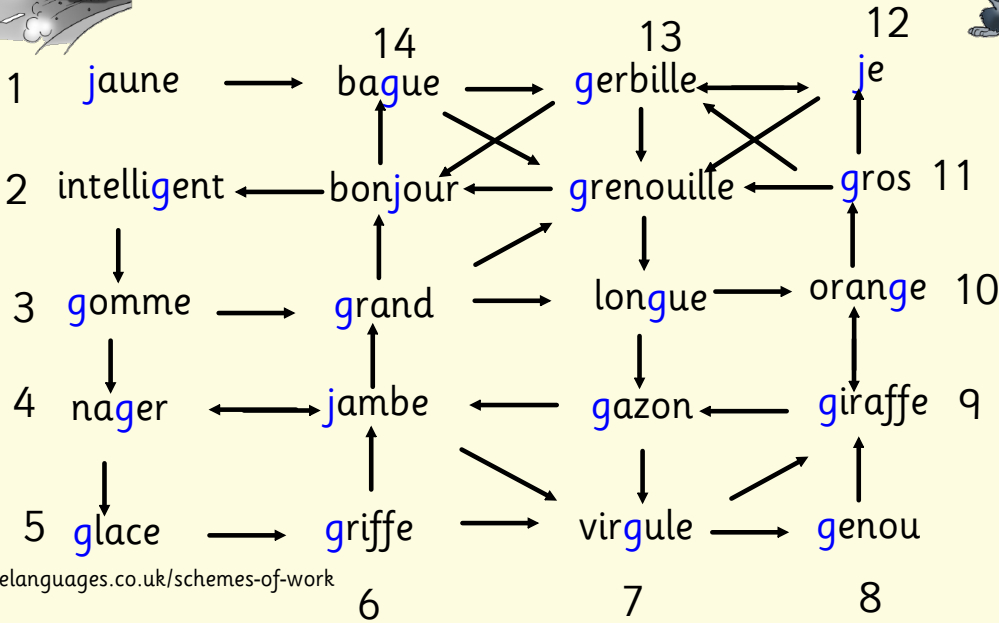
5. juin

www.cavelanguages.co.uk/schemes-of-work

Aug 24-16:13



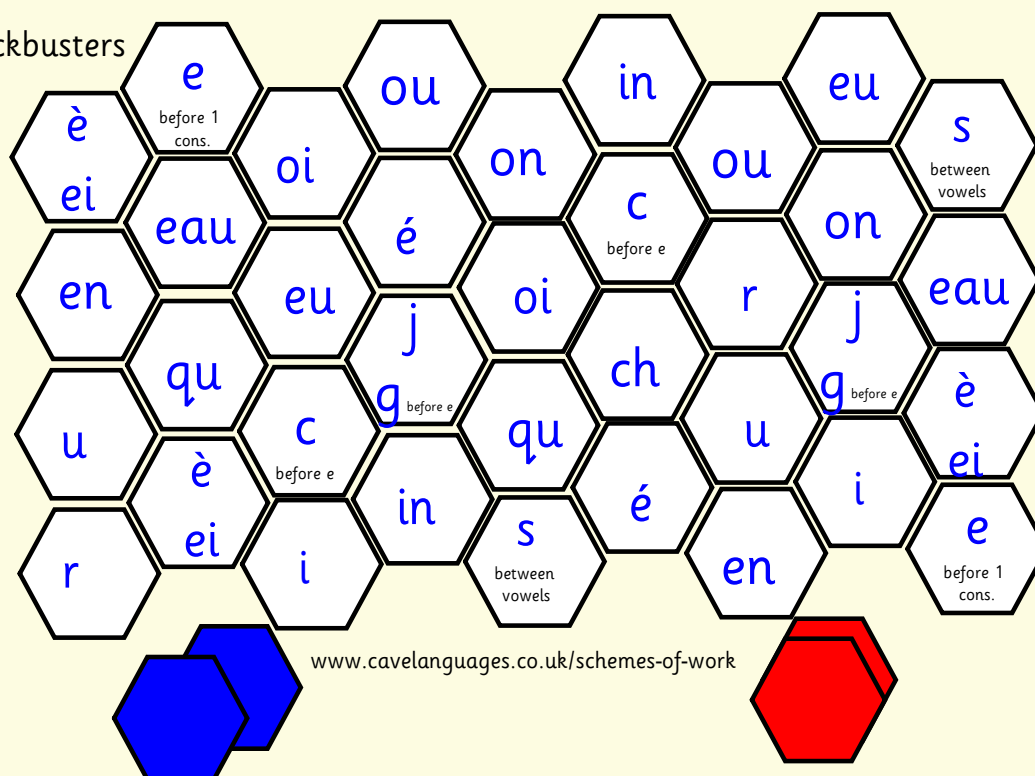
Follow the sound



www.cavelanguages.co.uk/schemes-of-work

Aug 24-16:13

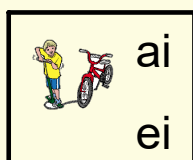
Blockbusters



Aug 24-16:13

9 Once learners start to become familiar with the key phonemes, encourage them to predict the pronunciation of unfamiliar words as they are encountered.

- New vocabulary
 - Words in songs, stories and rhymes
 - Dictionary work
 - Random words for practice



gai une aile
épais la haie
faire une paire
l'air se taire



un balai la reine
la laine la peine
une chaise une veine
une caisse une baleine

Aug 24-16:13

4 steps for Pronouncing Unfamiliar Words in French

1. Remove the silent letters at the end of a word e.g. lait

CAREFUL! – C-R-F-L can sometimes be sounded

2. Break down the words into groups or individual letters. Two vowels together often produce one sound e.g. l ai t

ai – au – ei – eu – oi – eau – oeu

3. Take care with the letter E

e at the end of word is normally silent e.g. caisse

e in a one syllable word is sounded e.g. le

e before one consonant is sounded e.g. mercredi

e before two consonants is sounded e.g. mercredi

è with a grave accent is sounded e.g. règle

é with an acute accent is sounded e.g. café

4. A vowel or vowels before the letter n or m will make a nasal sound

an – am – en – em e.g. blanc

in – im – ain – aim – ein – eim e.g. cinq

on – om e.g. bon

un – um e.g. brun

CAVELANGUAGES2018

Note:
No nasal sound if the following letter is a vowel e.g. u-n-c
No nasal sound if there is a double mm or nn e.g. g-o-mm-e

www.cavelanguages.co.uk/french-phonics

Aug 24-16:13

10

For more experienced learners, provide an action image for each phonetic symbol for the sounds in the language which you are teaching. This allows for decoding from a dictionary with a high degree of accuracy.

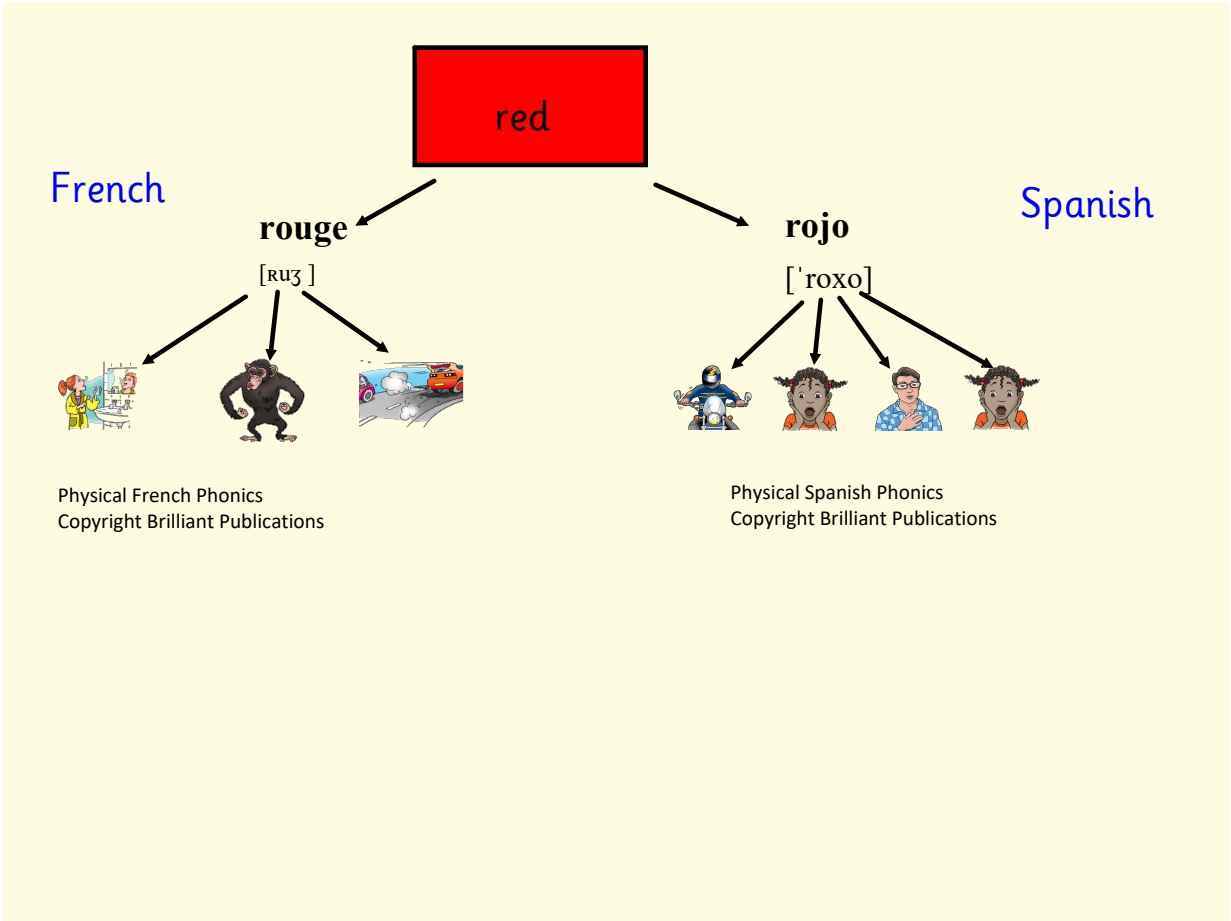


Physical French Phonics
Copyright Brilliant Publications



Physical Spanish Phonics
Copyright Brilliant Publications

Aug 24-16:13



Aug 24-16:13

Physical French Phonics

A Sound, Action and Spelling System for Teaching French Phonics

Sue Cave and Jean Haig

2nd Edition

Includes CD-ROM Sound & Action

Physical Spanish Phonics

A Sound, Action and Spelling System for Teaching Spanish Phonics

Jenny Bell, Sue Cave and Jean Haig

Includes CD-ROM Sound & Action


www.brilliantpublications.co.uk

Aug 24-16:13



Sue Cave

sue@cavelanguages.co.uk

 @SueCave4

Phonics presentation and documents

www.cavelanguages.co.uk/french-phonics

Phonics resources, lessons and plans

www.cavelanguages.co.uk/schemes-of-work



Cave Languages YouTube Channel

Physical French Phonics

www.physicalfrenchphonics.co.uk



www.facebook.com/physicalfrenchphonics



[physicalfrenchphonics](https://www.instagram.com/physicalfrenchphonics)

Aug 24-16:13